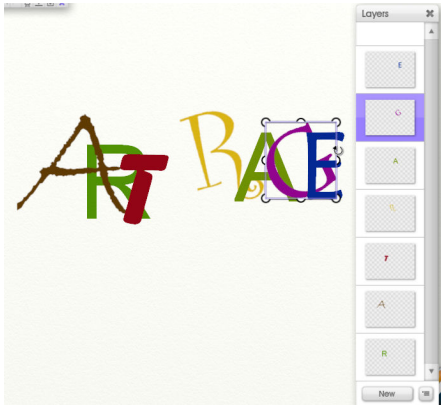
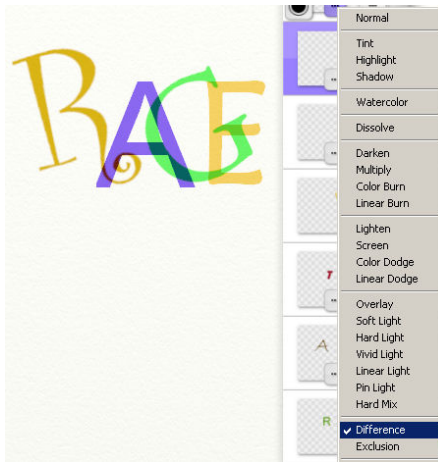


ENTANGLED TYPE



This time to show just how versatile a program as ArtRage Studio Pro 3 is, I will do some Vector like images.

I start on a new image with one character, "A" I give it a random color. On a new layer I type "R", in another color. I continue to do so ,until I get the words Art Rage. When that is done ,I make the characters overlap each other, and make some of them tilt, and whatever is needed to make them look as if they could be entangled in some way.



To make the characters contrast against each other, and to see what parts I need to make them entangle, I give some a difference mode in their layer.

Not every layer needs this, it depends on how well you can see the overlapping parts between the individual characters.

I create a new layer on top of all the layers, and select the Fill tool from the toolbox.

The settings may not be too high, or too low, you need to judge for yourself. It needs to fill the color as crisp as possible.



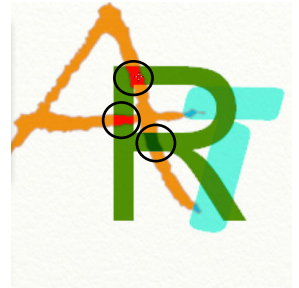
I chose a bright orange color, and clicked on the first part of the "A". As you can see in the image above, the character is not filled completely, from here on we start thinking in shapes a shape has to be above the other in one part, and below the other in another part. To color the "A" I need to fill 3 parts of it, leaving small parts uncolored



The "A" above shows what is colored and what is left uncolored .

I take care of the second character now, the "R" in bright red.

There are 3 small parts overlapping the "A", (encircled) but I will only fill 2 of them to give the illusion that the "A" is on top, in the upper part of the "R". In the lower part of the "R" , the character will appear behind it. As if they are entangled. I fill that part in orange.



The filling of all the characters is done on the same layer.

Then I look at the connection between "R" and "T", again I decide on what part of the character is above, and what part is below. I do the same for all the other characters on this coloring layer.

When done ,all the typed characters and their layers can be deleted.

You have now an "entangled characters layer" for your new project

Have fun making your own with ArtRage Studio Pro 3.

